

Board Investment Report FY 2022
Cash equivalents and Investments
Portfolio Summary Report
Forth Quarter of FY 2022 - June 1, 2022 through August 31, 2022


	<u>Fair Value</u>	<u>Book Value</u>
Beginning Value - June 1, 2022	\$ 63,437,202	\$ 63,437,202
Additions/Subtractions (Net)	(3,962,743)	(3,962,743)
Change in Fair Value	-	-
Ending Value - August 31, 2022	<u>59,474,459</u>	<u>59,474,459</u>

Earnings for the Forth Quarter	234,500
Weighted Average Maturity at Ending Period Date (Days)	9
Weighted Average Earnings Rate for the Forth Quarter	1.54%
Benchmark - Quarterly Average of the 4 week Treasury Yield *	1.67%


The above reported investments have been recorded in compliance with generally accepted accounting principles. In the opinion of the investment officers of the College, both this report and the investment portfolio of the College are in compliance with the requirements of the Public Funds Investment Act of the State of Texas and the Investment Policy of the Board of Regents of Galveston Community College District.

* Note: Benchmark was changed to 28 day Treasury Yield to accurately compare to Average maturity of the portfolio.


For information regarding Galveston College's investment portfolio, please contact Jeff Engbrock at (409) 944-1215.



 W. Myles Shelton, Ed.D.
 Investment Officer



 Dr. Van Patterson
 Investment Officer




 Jeff Engbrock
 Investment Officer


Board Investment Report FY 2022
 Cash Equivalents and Investments
 Fourth Quarter Fiscal Year 2022 Activity
 June 1, 2022 through August 31, 2022

Description of Security	Account No. / CUSIP No.	Average Interest Rate	Maturity Date	Beginning Book Value	Ending Book Value	Beginning Fair Value	Additions	Changes	Ending Fair Value	% of Total Portfolio	Weighted Avg. Earnings Rate	Accrued Interest	Days to Maturity	Weighted Avg. Maturity-Days
OPERATING														
Lone Star Investment Pool - Corp	84502	1.786%	Demand	127,961	128,534	127,961	573	-	128,534	0.22%	0.00%	-	1	0.00
Lone Star Investment Pool - Gov	84502	1.637%	Demand	8,905,183	5,518,182	8,905,183	712,999	(4,100,000)	5,518,182	9.28%	0.15%	-	1	0.09
Logic	151720001	1.682%	Demand	6,392,079	6,419,028	6,392,079	26,949	-	6,419,028	10.79%	0.18%	-	1	0.11
Texpool	000020101	1.578%	Demand	5,717,227	5,739,845	5,717,227	22,618	-	5,739,845	9.65%	0.15%	-	1	0.10
Texas Term Pool	1216-00	1.552%	Demand	5,121,100	5,141,007	5,121,100	19,907	-	5,141,007	8.64%	0.13%	-	1	0.09
MNB Repurchase Account	3128X1PZ4	0.200%	Open	806,601	1,336,634	806,601	530,033	-	1,336,634	2.25%	0.00%	-	1	0.02
Moody Bank CD	60020393	1.000%	2/12/23	3,037,532	3,045,195	3,037,532	7,663	-	3,045,195	5.12%	0.05%	1,565	164	8.40
Vanguard Mutual Fund	09914660032	1.410%	Demand	689,476	691,911	689,476	2,436	-	691,911	1.16%	0.02%	-	1	0.01
TOTAL OPERATING				30,797,159	28,020,337	30,797,159	1,323,178	(4,100,000)	28,020,337	47.11%	0.70%	1,585		8.82
RESTRICTED														
Lone Star Invest. - 2022 Bond Proceeds	84502	1.589%	Demand	30,778,318	29,585,112	30,778,318	119,919	(1,313,126)	29,585,112	49.74%	0.79%	-	1	0.50
Lone Star Invest. - 2022 Bond Reserve	84502	1.561%	Demand	1,861,725	1,869,010	1,861,725	7,285	-	1,869,010	3.14%	0.05%	-	1	0.03
TOTAL RESTRICTED				32,640,044	31,454,122	32,640,044	127,204	(1,313,126)	31,454,122	52.89%	0.84%	-		0.53
GRAND TOTAL				63,437,202	59,474,459	63,437,202	1,450,382	(5,413,126)	59,474,459	100%	1.54%	1,585		9.35

The above reported investments have been recorded in compliance with generally accepted accounting principles. In the opinion of the investment officers of the College, both this report and the investment portfolio of the College are in compliance with the requirements of the Public Funds Investment Act of the State of Texas and the Investment Policy of the Board of Regents of Galveston Community College District.

For information regarding Galveston College's investment portfolio, please contact Jeff Engbrock at (409) 944-1215.


 W. Myles Shelton, Ed.D.
 Investment Officer


 Van Patterson, Ed.D.
 Investment Officer


 Jeff Engbrock
 Investment Officer

Board Investment Report FY 2022
Interest Earned - Forth Quarter of FY 2022
For June 1, 2022 through August 31, 2022

<u>Investments</u>	<u>August</u>	<u>4th Quarter</u>	<u>Fiscal YTD</u>
Operating			
MNB Money Market Account	213	579	2,828
Lonestar Corp	264	573	780
Lonestar Gov	10,620	26,546	34,062
LOGIC	11,765	26,949	36,898
Texpool	10,524	22,618	28,937
Texas Term	9,211	19,907	25,145
Vanguard	1,099	2,436	3,093
Moody National Bank CD	2,585	7,667	30,303
Total Investment Operating Interest	46,281	107,275	162,046
Restricted			
Lonestar - 2022 Bond Reserve	3,404	7,285	8,771
Lonestar - 2022 Bond Proceeds	55,784	119,919	144,801
Total Investment Restricted Interest	59,189	127,204	153,572
Demand Deposit			
Moody National Bank	7	21	84
Total Demand Deposit Interest	7	21	84
GRAND TOTAL INTEREST EARNED	105,477	234,500	315,702