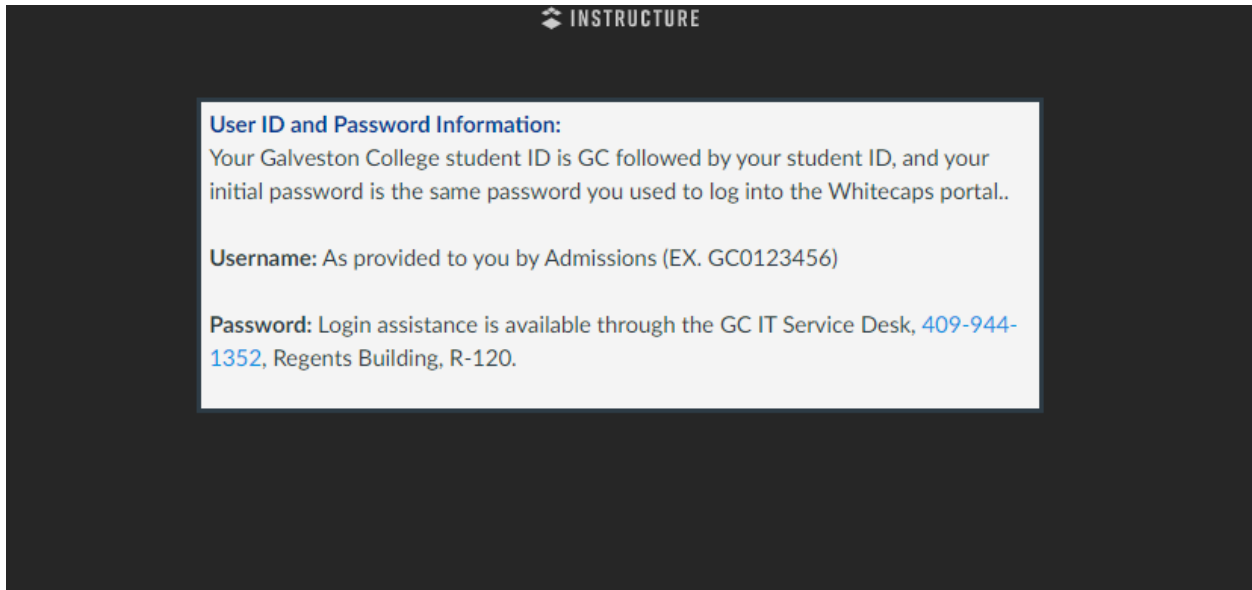
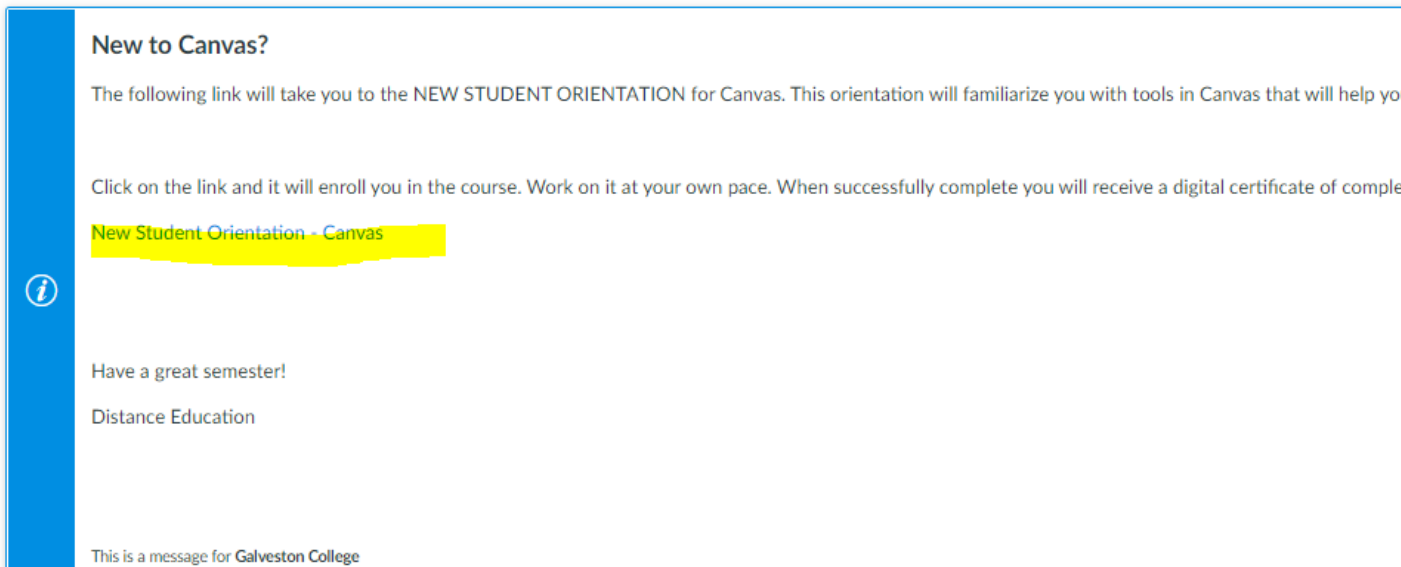


Galveston College Distance Education
New Student Orientation enrollment steps

Step 1: Log into Canvas. If you need assistance logging into Canvas, please see the screenshot below.



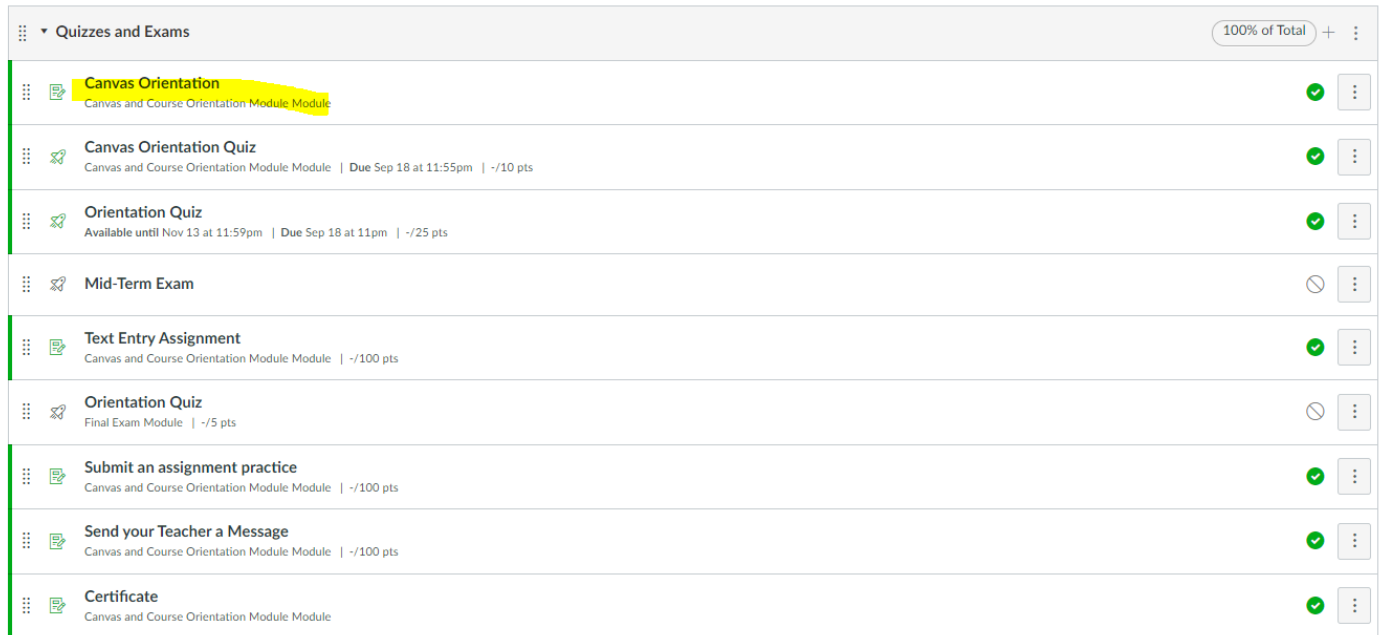
Step 2: On your Dashboard, you should see this announcement (below). Please click on the enrollment link that is highlighted in the screenshot:



Distance Education
NSO directions

Step 3: Click on “Enroll in this course”.

Step 4: You should see a list of pages after completing Step 3. Click on the “Canvas Orientation” page to get started on the orientation.



Quizzes and Exams		100% of Total	+	:
Canvas Orientation	Canvas and Course Orientation Module Module	✓	:	
Canvas Orientation Quiz	Canvas and Course Orientation Module Module Due Sep 18 at 11:55pm -/10 pts	✓	:	
Orientation Quiz	Available until Nov 13 at 11:59pm Due Sep 18 at 11pm -/25 pts	✓	:	
Mid-Term Exam		⊘	:	
Text Entry Assignment	Canvas and Course Orientation Module Module -/100 pts	✓	:	
Orientation Quiz	Final Exam Module -/5 pts	⊘	:	
Submit an assignment practice	Canvas and Course Orientation Module Module -/100 pts	✓	:	
Send your Teacher a Message	Canvas and Course Orientation Module Module -/100 pts	✓	:	
Certificate	Canvas and Course Orientation Module Module	✓	:	

If you have any questions about the orientation, please email us at DistanceEd@gc.edu.